

# Behavior Measuring Techniques



# Objectives


After this presentation you will be able to:

- ▶ Explain Anecdotal Record
- ▶ Describes Peer appraisal
  - I. Illustrate Guess Who Technique
  - II. Clarify Sociometric Technique
- ▶ Explain Self Report Technique
  - I. Personal Interview
  - II. Attitude Measurement scale
  - III. Interest Inventories

Teacher's daily observation give them a wealth of information concerning with learning and development of their student.



# ANECDOTAL RECORD

- ▶ Anecdotal Records are the **written observations** of exactly what a child is doing and saying.
  - ▶ It is factual descriptions of the meaningful incidents and events that the teacher has observed.
  - ▶ It is used for guiding a student because in an anecdotal record student's behavior along with his good and bad qualities, and suggestions for improvement are mentioned.
  - ▶ It is useful for teachers because being overworked they forget about a student's special behavior.
- 

# ANECTODAL RECORD

- ▶ Description of the performance or events or activities going on in the school hour or may be in assembly, in the playground, pair activity, laboratory, dining hall or performance that a learner has completed-----any where, any time.

# Format of Anecdotal Record

Student Name \_\_\_\_\_ Class \_\_\_\_\_  
Date \_\_\_\_\_ Place \_\_\_\_\_

---

Event



Comments


Examiner\_\_\_\_\_



# Effective Use of Anecdotal Record


- i. Determining in advance what to observe, but be alert for unusual behavior.
- ii. Observe and record enough of the situation to make the behavior meaningful.
- iii. Record the incident as soon as possible after the observation
- iv. Each anecdote should have meaningful, accurate ,brief and concise description.
- v. Keep factual description of incident separate from interpretation
- vi. Record both positive and negative behavioral incidents

# ADVANTAGES


- Leading to healthy Rapport between teacher and student.
  - Record of actual behavior of student, that how student typically behave in a natural setting.
  - With the help of anecdotal record teacher can solve their problems and developed their personality
    - Through the anecdotal record teacher can use teaching method according to the interests and needs of students.
- 



# ADVANTAGES

- A counselor with the help of anecdotal record, tells the student's to overcome these problems
  - Anecdotal record helps students in determining to choose field in which they have their interest and aptitude skills.
  - Anecdotal record enhance students confidence.
- 

# Disadvantage


- ▶ While writing anecdotal record, every aspect of event should be watched very carefully which is difficult for teacher.
  - ▶ It is time consuming and student's behavior changed situation to situation, so required a lot of situation to draw the clear picture about the student.
  - ▶ If every students have anecdotal record then it is difficult to preserving them.
  - ▶ Sometime it teachers becomes biased.
  - ▶ Teachers feel overburden.
- 

# Peer Appraisal

- ❖ Peer appraisal is the process whereby groups of individuals rate their peers.
- ❖ Teacher ask the student to rate or judge their peers and to report on their own feelings, thoughts and past behavior.
- ❖ Peer appraisal is not only grading procedure, it is the part of learning process where skills are developed (social relation skills).




# Peer Appraisal

- ▶ Peer appraisal is useful in assessing the students personality , social relation skill and peer have opportunity to observe other students.
  - ▶ A survey by Seldin (1998, p.6) indicates that 40.3% of college and universities now use peer classroom observation for summative evaluation, up from only 5% 25 year ago.
- 

# 1- Guess Who Technique



- ▶ Guess Who Technique was developed by Hartshorne and May (1929).
- ▶ In this technique students are asked to read each descriptive statement and then write down the name of the student who best fits that description.
- ▶ The student may write one or more than one name against each statement and allowed to write his own name.
  - ▶ The description is limited to either positive or negative characteristic.

# Guess Who Technique


- ▶ Main advantage of guess who technique is its usability. It can be administered in a few minutes.
  - ▶ Limitation of guess who technique is that we are not sure about that information; possibility student guessing may gone wrong.
- 



# 2–Sociometric Technique

- ▶ The term coined by J.L Moreno
- ▶ Sociometric  Socius (Friend/Partner)  
Latin word  Merrum(Measurment)
- ▶ It is the measurement of the social relationship that exists among the members of a group.
- ▶ It is an attempt to describe attractions or repulsions b/w group members by asking them to indicate whom they would select or reject in various situation.


# Purpose of Sociometric Technique

- ▶ Organize classroom groups
  - ▶ Improving individual students social adjustment.
  - ▶ To learn the interaction and structure of a group.
  - ▶ Assessment of behavior within group.
  - ▶ To study the nature of social relationship of individual within a group.
- 


# Self Report Technique

- ▶ The term “Self Report” refers to the information that person reveals directly about himself/herself by responding to specific questions or items with a limited number of prescribed choices (Yes/No, Likert Scale)
- ▶ Self-report measures often used to assess the participant's attitudes, feelings, interests and beliefs through interview, questionnaire or survey, which can't be assessed accurately through other means.
- ▶ The effective use of self-report techniques assumes that the respondent is both willing and able to report accurately.


# 1. Personal Interview

- ▶ Personal interview is the technique for gathering information through face-to-face contact with individuals.
  - ▶ Personal interview would be an almost ideal method of obtaining self-report information from students except listed serious Problem.
    - i. Time consuming and expensive
    - ii. Biasness of interviewer and data recording problems
- 

# Advantage of Personal Interview

- ❖ Flexibility: The interview can elaborate and clarify the questions when the respondent is unable to understand
  - ❖ Greater Depth: it provide greater depth and true picture of opinion and feelings
  - ❖ Two-way Communication: it permits exchange of ideas and thoughts. It gives opportunity for give and take.
- 


## 2. Attitude Measurement scale

- ▶ Attitude scales can be used together information concerning student's feelings and opinion toward various classroom activities, situations, textbook, laboratory experience, group and special events.
  - ▶ Simplest method for measuring attitude is listing the activities or statements the student's are expected to respond to and then devising some simple means of responding.
  - ▶ **Self Report Inventory or Questionnaire and Likert scale** is very useful for attitude measurement in the classroom.
- 




### 3. Interest Inventories

As with attitude measurement, information about student's interest can be gathered from simple self-report devices prepared by the teacher. An interest inventory for reading, for example might be no more than a list of types of books with the students asked to mark whether they like or dislike each type.



# Conclusion

- ▶ Observational techniques are especially (Anecdotal Record) useful in assessing performance skills and certain aspects of personal social development.
  - ▶ Peer appraisal is useful in assessing personality characteristics, social relations skills.
  - ▶ Self report techniques are used to obtain information about students attitude, interest and personal feelings.
- 

# Conclusion

- ▶ Attitude scales can be used together information concerning student's feelings and opinion toward various classroom activities, situations, textbook, laboratory experience, group and special events.